

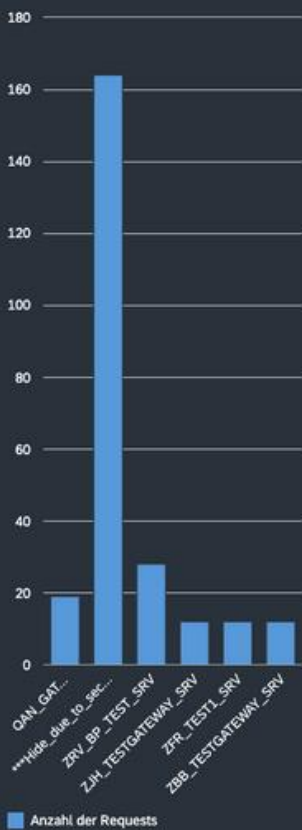
Nutzung der Services

pro Service

247

Gesamtanzahl der Requests

Anzahl der Requests nach Services



Request Fehler

OData Request Fehler

36

Gesamtanzahl der Fehler

Fehlerbeschreibung	Service	Häufigkeit	Aufgetreten
Methode 'BPSET_GET_ENTIT...	ZRV_BP_TEST_SRV	1	vor 3 Wochen
Methode 'BPSET_GET_ENTIT... _log_level***	***Hide_due_to_secure	3	vor 3 Wochen
Methode 'BPSET_GET_ENTIT... _log_level***	***Hide_due_to_secure	2	vor 3 Wochen
Methode 'BPSET_GET_ENTIT... _log_level***	***Hide_due_to_secure	1	vor 3 Wochen
Datenobjekt "ValueHelp" nicht...	***Hide_due_to_secure	2	vor 2 Monaten

Request Größe

pro Service | kB

4.955

durchschnittliche Requestgröße in kB

Durchschnittliche Größe der Requ...



Response Dauer

pro Service | ms

272

langsamste Response in ms

Durchschnittliche Dauer in ms nac...



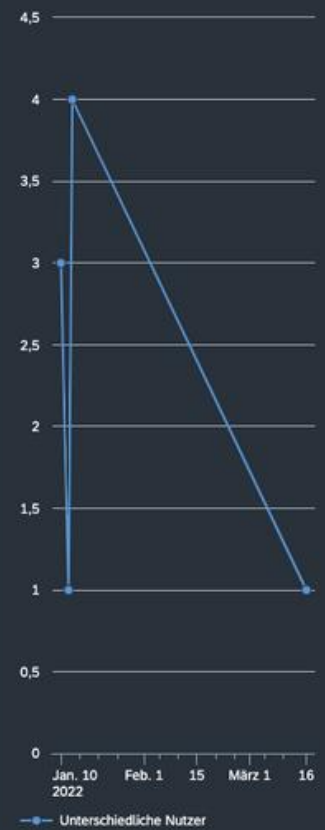
Nutzung des Launchpads

unterschiedliche Nutzer pro Service

4

Gesamtanzahl unterschiedlicher Nutzer


Unterschiedliche Nutzer nach Dat...



QUANTO-ANALYTICS

QUANTO-ANALYTICS offers relevant functions to analyze the use of SAP Fiori applications in the SAP Fiori Launchpad. Data is collected, analyzed and visualized to identify important patterns in the digital channels. The knowledge gained forms the basis for important improvements in the user experience.

QUANTO-ANALYTICS is currently available as a first version. We are constantly developing the product together with our clients in order to optimize it according to the requirements of the users.



QUANTO-ANALYTICS

Your Advantages



The most important information on one page directly in SAP Fiori Launchpad.



By clicking on a card, the detailed view with further information is displayed.



Clear visualization of all relevant data in tables and diagrams.



Filter, sort and group all displayed data.

QUANTO-ANALYTICS

Our features



Errors occurred

Showing all errors that have occurred with the relevant information



Browsers used

Comparison of browsers used by end users



Duration of service calls

Showing the response duration from service calls



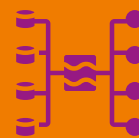
App usage time

How long do users stay in individual applications



Service usage

Which service is called how often and at what time



Service traffic

Showing the response size of service calls



Languages used

Which languages are used in the Launchpad and how often



Usage location

Showing the cities from where the Fiori Launchpad was accessed



Themes used

What themes are used by the end users



User number

Number of Fiori Launchpad users

QUANTO-ANALYTICS

For any requirement, we are happy to advise you on the targeted use of QUANTO-ANALYTICS to improve your apps and user experience.



QUANTO Solutions has extensive expertise in the areas of SAP Fiori and Angular - from design to implementation. We support you in all project phases and make your UX a success.

QUANTO-ANALYTICS has been available in Release 1 for SAP Fiori since February 2021. It can be used on SAP R/3 ECC and S/4HANA. QUANTO-ANALYTICS can be deployed OnPremise or on the Cloud Services NEO and Cloud Foundry.

About QUANTO Solutions

QUANTO Solutions is a consulting and IT services company and SAP Gold Partner. The scope of services offered by QUANTO Solutions GmbH ranges from classic IT and process consulting to highly qualified SAP® and cloud consulting.

Please contact us:

Contact:
Martin Zaman
Manager UX
T +49 170 7156 214
M martin.zaman@quanto-solutions.de

Contact:
Vanessa Deutsch
Senior Beraterin UX
T +49 151 44667905
M vanessa.deutsch@quanto-solutions.de

QUANTO Solutions GmbH

Am Wallgraben 100
70565 Stuttgart

M info@quanto-solutions.de
W quanto-solutions.de

